




Mailing Pathology Specimens to VCS


VCS supplies: slide mailers and cardboard envelopes, tube mailers, pot mailers, specimen bags and Reply Paid* envelopes.

* To reduce costs for our not-for-profit organisation, please include multiple specimens in the Reply Paid envelopes whenever possible.

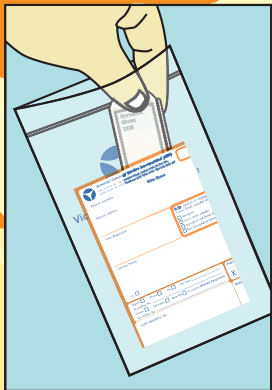
PAP SMEARS



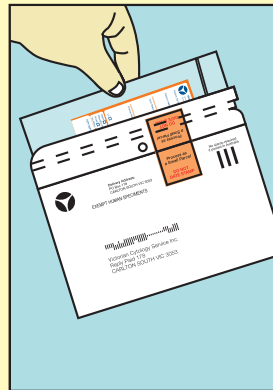
1 Ensure slide is labelled in pencil with patient surname, given name and DOB



2 Place slide in plastic Slide Mailer



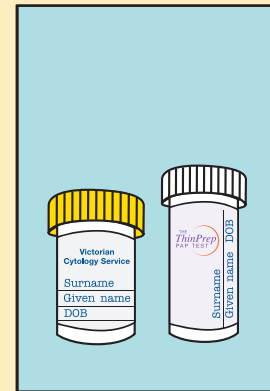
3 Place Slide Mailer and request form in Specimen Bag



4 Place Specimen Bag in cardboard mailing envelope

5 Mail to VCS

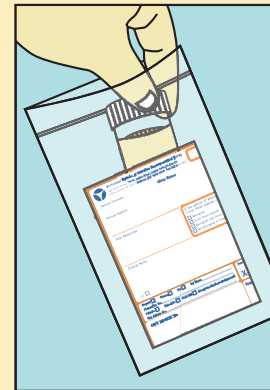
HISTOLOGY POTS AND THINPREP VIALS



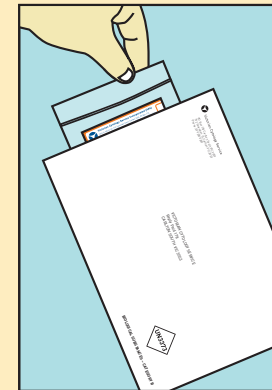
1 Ensure pot/vial is labelled with patient surname, given name and DOB



2 Place pot/vial inside Pot Mailer



3 Place Pot Mailer and request form in Specimen Bag



4 Place Specimen Bag/s in the VCS Reply Paid envelope pre stamped with Category B mailing label

5 Mail to VCS



Victorian Cytology Service

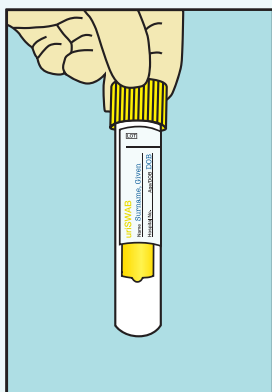
Mailing Pathology Specimens to VCS

Mailing Pathology Specimens to VCS

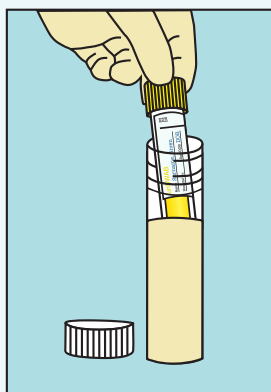
VCS supplies: slide mailers and cardboard envelopes, tube mailers, pot mailers, specimen bags and Reply Paid* envelopes.

* To reduce costs for our not-for-profit organisation, please include multiple specimens in the Reply Paid envelopes whenever possible.

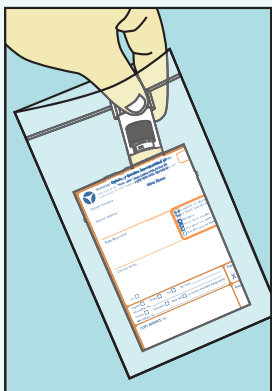
UriSWABS AND DNAPAP SPECIMEN TUBES




1
Ensure tube is labelled with patient surname, given name and DOB



2
Place tube inside Tube Mailer



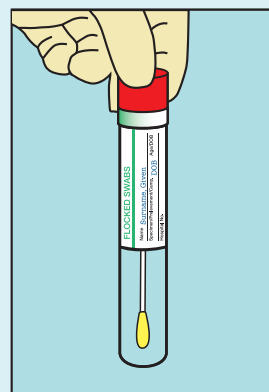
3
Place Tube Mailer and request form in Specimen Bag



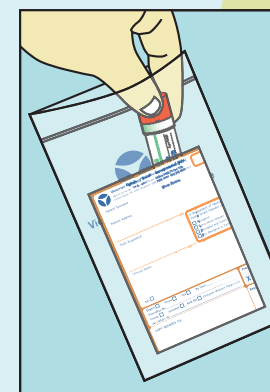
4
Place Specimen Bag/s in the VCS Reply Paid envelope pre stamped with Category B mailing label

5
Mail to VCS

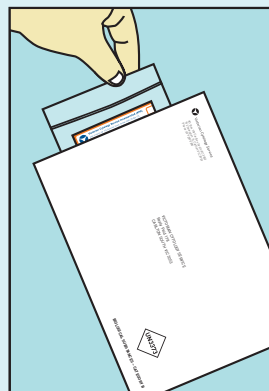
DRY SWABS/FLOCKED SWABS



1
Ensure swab is labelled with patient surname, given name and DOB



2
Place swab and request form in Specimen Bag



3
Place Specimen Bag/s in the VCS Reply Paid envelope pre stamped with Category B mailing label

4
Mail to VCS

Notes: With the exception of Pap smears, these specimens are considered by Australia Post to be Category B items for postage within Australia. These samples must be packed using Triple Packaging guidelines.

The instructions given above, when used in conjunction with the correct mailing containers supplied by VCS, meet these requirements.

ORDERING AND GENERAL ENQUIRIES:
Phone: 9250 0300 or email:
reception@vcs.org.au quoting your VCS practice number to assist processing
www.vcs.org.au