



Expanded Chlamydia Testing Choices from VCS

Collection methods

- URINE – First Pass – no need for early morning sample
- SWAB – Endocervical, vaginal or anorectal

- No refrigeration required
- Can be collected or posted
- 24 hour reporting upon receipt of specimen

BULK BILLED TEST

If the patient has signed the request form and provided their Medicare number.

For more information

Call VCS on 9250 0300 for

- Laboratory Queries
- Clinical Queries (ask for the Liaison Physician)

Further clinical advice can be obtained from:

- mshc.org.au/gpassist or
- 1800 009 903: Clinicians' Advice Line at Melbourne Sexual Health Centre (Health Professionals only)

To order a free copy of the "Testing for Chlamydia" DVD contact the Victorian Cytology Service on 03 9250 0300.



Chlamydia

- Is the most common bacterial STI in Australia
- Is asymptomatic in up to 90% of cases
- Infects 5% of women under 25
- Can result in PID, pelvic pain, ectopic pregnancy & infertility

Who should be tested?

Men and women who request testing or:

- Are sexually active and under the age of 25 – annually.¹
- Have bleeding, dyspareunia, pelvic pain or urethral symptoms
- Have had a recent change of partner
- Have had sexual contact with someone overseas
- Have another STI
- MSM²: urine and anorectal tests – at least annually

How do I do the test?

Urine:

Collect first pass urine using the UriSWAB collection system. No need for an early morning sample. It does not matter if patient has voided recently. No need for refrigeration. Can be collected by courier or posted to VCS.

For full collection details see over.

or

Swab:

- Endocervical if a speculum is being inserted for another reason
- or
- Vaginal (which may be self-collected)
- or
- Anorectal (insert 3cm, rotate once & withdraw)

For full collection details see over.

Treatment

Either: Azithromycin (B1) 1 g orally stat or doxycycline (D) 100 mg bd for 10 days.

Follow-up

- Sexual partners also need treatment
- Re-test 3 months after treatment as re-infection is common

¹ Guidelines for Preventative Activities in General Practice; 7th Edition
² Men who have sex with men

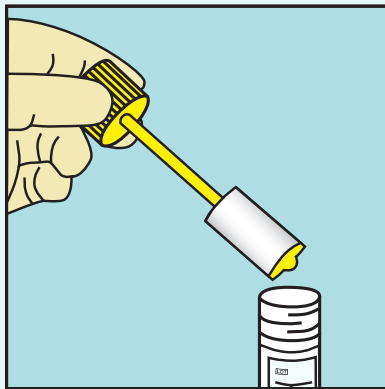


Chlamydia Collection Methods

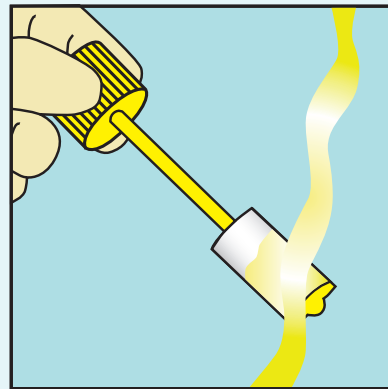
Please label all specimens clearly with surname, first name and DOB.

URINE

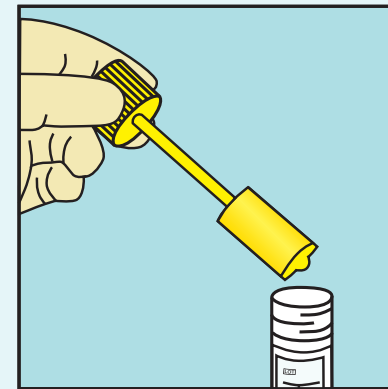
Use Copan UriSWAB
URINE (FIRST PASS)
- no need for an early morning sample.



1. Unscrew cap and remove UriSWAB applicator



2. Hold applicator sponge in stream of urine to saturate with first pass urine



3. Return UriSWAB applicator to tube



4. Close securely

CERVICAL, VAGINAL OR ANORECTAL

ENDOCERVICAL SAMPLE

(Pap test or other investigation) - use the flocked swab

Collect Pap smear first if being taken.

- Insert swab into the os of the cervix
- Rotate once
- **DO NOT INSERT SWAB COMPLETELY INTO THE CERVICAL CANAL**
- Withdraw and place in transport tube

VAGINAL

(If no speculum examination required).

Can be taken by practitioner or self-collected by patient.

- Insert swab 4-5cm into vagina
- Rotate once
- Withdraw and place in transport tube

ANORECTAL

Can be taken by practitioner or self-collected by patient.

- Insert swab 3cm
- Rotate once
- Withdraw and place in transport tube

